



Get to know how to use iMac!


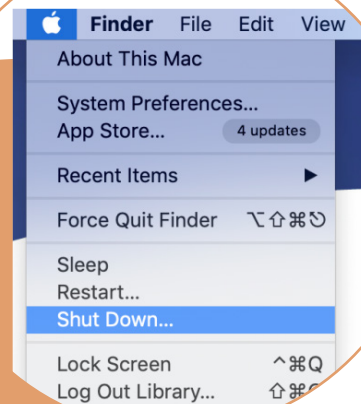


Turn on

With the back of the computer facing you, the power button is at the lower-right corner.

Turn off

Shut Down from the Apple menu.

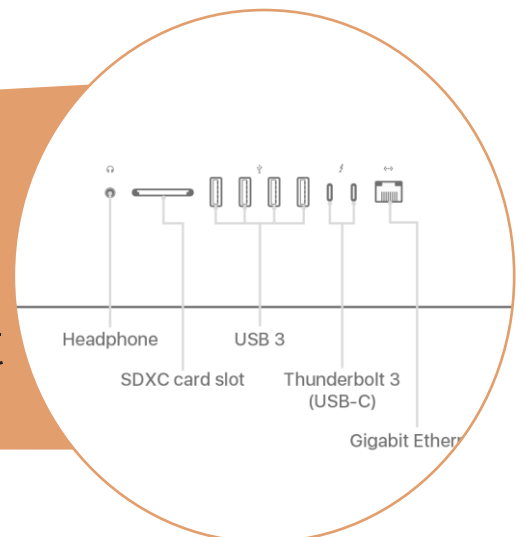


Application

Application icons are placed at the Dock.
e.g. Microsoft Office, Adobe Creative Cloud
Click the application icon to open an application.

External ports

On the back of iMac:
3.5 mm headphone jack, SDXC card slot,
USB 3 ports, Thunderbolt 3 (USB-C) ports and Ethernet
(RJ-45) port.



Printing

To print your documents, please open HCUHK Mobile Printing website via mprint.hsu.edu.hk and submit your work.

File storage

All files and works saved in this computer will be automatically deleted upon reboot or shutdown. Remember to save your work regularly to your external storage device.

